

MINMETALS DEVELOPMENT CO., LTD.





()

.....	1-1-6
.....	1-1-9
.....	1-1-9
.....	1-1-9
.....	1-1-12
.....	1-1-15
.....	1-1-15
.....	1-1-17
.....	1-1-17
.....	1-1-20
.....	1-1-22
.....	1-1-23
.....	1-1-25
.....	1-1-28
.....	1-1-28
.....	1-1-29
.....	1-1-29
.....	1-1-32
.....	1-1-38
.....	1-1-43
.....	1-1-47
.....	1-1-64
.....	1-1-67



..... 1-1-67

..... 1-1-68

..... 1-1-69

..... 1-1-75

..... 1-1-75

..... 1-1-77

..... 1-1-79

..... 1-1-92

..... 1-1-





10 3

()

()

2006 10

2004 1 1

85.88%

2007 8 8

2007 8 8

2007 6 30

826,972,985

10 3

28.22

61.87%

2007 6 30

(

[2007] V1031)

MINMETALS DEVELOPMENT CO., LTD.

5

600058

1997 5 21

5 B

100044

(010)68494267

(010)68494207

<http://www.minlist.com.cn>

minlist@minmetals.com

()

2007 8 8

2007 9 10 2007

2007 8 10 2007 9

11

“ [2008] 231 ”

8

9

10

2008 2 19 2008 3 3

11

	()
	128
	35
	60

12

()

	2008 2 19 (T-2)	9:30-10:30
	2008 2 20 (T-1)	
	2008 2 21 (T)	
	2008 2 22 (T+1)	
	2008 2 28 (T+5)	

	2008 2 29 (T+6)	
	2008 3 3 (T+7)	

13

A

1

5

(010)68494267

(010)68494207

2 ()

1030

6

(010)84588888

(010)84865023

3

1

(010)85150558

(010)85150559

3

()

36

A 12

(010)58256699

(010)58256633

4

8

A 2

(010)58383636

(010)65547182

5

727

(021)58708888

(021)58899400

6

528

(021)68808888

(021)68807813

7

2004

40% 2006

110 /



fl 七

1

WTO

2006

11

WTO

WTO

“

”

100

/ /

2



4

2004

2007 6 18

2007 7 1

fl ㄣ

fl ㄣ

fl 7

fl 7

				2004	2005	2006		
2007	1	6			6.3%	6.2%	8.95%	
9.56%			1.52%	1.38%	2.72%	2.44%	2004	2005

2006 2007 1 6 7.62%

6.71% 16.14% 17.67% 2.02% 2.56% 4.53%

6.13%

“ ”

fl Ț

	2007.6.30	2006.12.31	2005.12.31	2004.12.31
	87.19%	84.53%	89.03%	84.78%
	1.05	1.10	1.08	1.11
	0.61	0.75	0.47	0.64

fl Ț



fl 七

2004	2005	2006	2007	1	6	
2.34%	2.48%	5.67%	6.61%			5.56%
6.48%	3.73%	3.18%				

fl t

1

2

fl 7

fl t

1

2

3

fl t

“

”

G!çs Q• qđ Ñ á,Ã• G!çqđ } n •âAÉ ù "• n w)Ñ áD%

2005

2004

fl Ț

“

”

fl Ț



()

[1997]

567

[1997]40

[1997]35

(“ ”

)

34,587.61

1 1.537

225,000,000

75%

1997 5 5

[1997]160 161

8.52

75,000,000

25%

4,920,000

1.64% 1997 5 21

30,000

[1997]34

1997 5 28

70,080,000

600058

“

” “ ”

1997 11 28

4,920,000

70,080,000

75,000,000

1998 5 29

1997

1997

30,000

10 3

390,000,000

1998	8	14		390,000,000		10	2.3076	
								11,588,710
			17.17%					22,500,000
				424,088,710				
2003	6	13		2002		2002		
				424,088,710	10	3	3	
				551,315,323				
2004	9	28		2004		2004		
				2004	6	30		10
				551,315,323				
5				826,972,985				
2006	3	17		[2006]240				
						2006	3	29
								10
			3					
592,972,985				522,772,985				234,000,000
304,200,000				826,972,985				
()								

				1997		21.74	
2006	764.75		1997	11.31	2006	32.95	2002
			“180 ”	2002 —2007	6		

2007 6 30

826,972,985

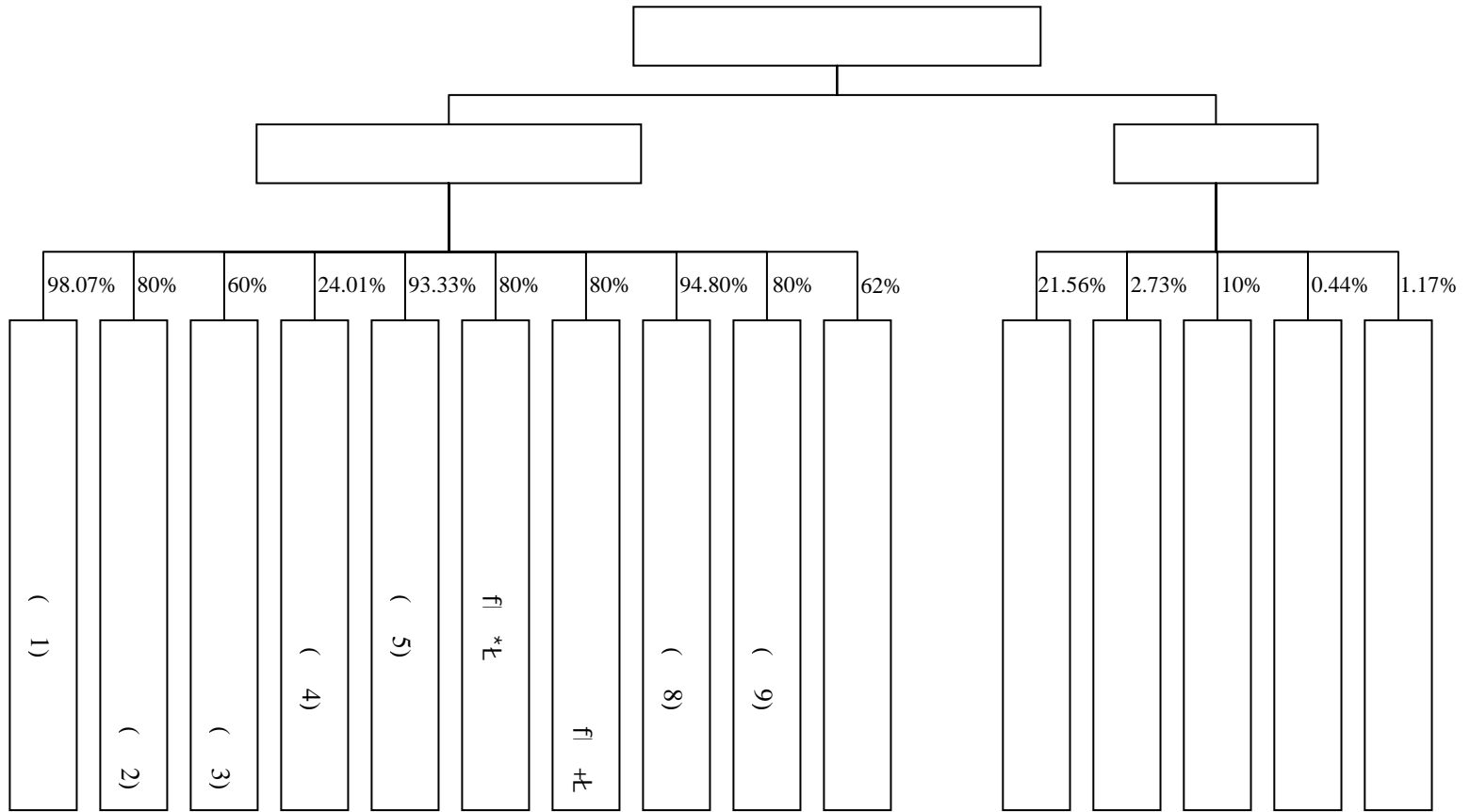
50,770

			()
		63.22%	522,772,985
	A	1.86%	15,350,000
	A	1.10%	9,093,020
	A	0.79%	6,569,500
(LOF)	A	0.69%	5,699,000
	A	0.58%	50,770
			4,836,610

SORA

()

2006 12 31



1				98.07%
	1.93%		100%	
2				80%
		20%	100%	
3				60%
		40%	100%	
4				
	24.01%		49.88%	11.99%
5				93.33%
		5%	1.67%	100%
		90%		
		10%		
6				80%
	20%		100%	
7				80%
		20%	100%	
8				94.80%
	5.20%		100%	90%
			10%	
9				80%
	20%		100%	
1				95%
		5%		
2)				80%
		20%	100%	
3)				
		50%		50%

4-1 2006 12 31

				(%)					2006		
	1987	5	25,954	98.07	501213	38477	2045085	32950			
1	2007	4	1000	80	19755	998	6701	-1.98			
()	2003	7	6,490	60	33,356	9,086	59,104	770			
	2002	6	96,991	21.67	606478	144094	64836	41107			() () () ()
	1997	1	30,000	93.33	1350929	22151	5227748	740			“ ”
	1988	7	3,366	80	81027	23476	23138	4318			
	1998	7	1,352	80	8134	3525	22366	1479			
	1992	11	10,000	94.80	71655	13984	214610	2503			()
	1995	2	1,000								

()

1950 1992
55 7 1999
44 1988

10036TjC20 1 T2 0 Tj<144802C8>815<04610CD104684DD34C9A0CB6024009C

2007 6

()

		63.22%
		82.23%
		100%
		100%
		100%
		100%
		100%
		100%
		100%
		62.50%
		100%
		49.88%
		100%
		73.19%
		100%
	()	100%
		60%
		26%
		100%
		100%
		100%
		100%
		100%
		100%
		100%
		100%
		100%
		100%
		100%
		100%
		100%
		100%
		100%
		100%
		100%
		100%
		100%
		100%
		100%
		50%
	100%	
	100%	
	100%	

()

fl ㄷ

fl ㄷ

1





2006

204.5

3.3

95.48

931.8

2006

79

302.64





1

1993

1993

A

4-2

4-2

		2002	2003	2004	2005	2006
		34412	27685	51939	69575	91447
		10270	16304	19473	24195	26604



4

5

6

40%

50%

15

10

2

%

&

4-4

	()	()	(%)	(%)	(%)	(%)
2004	63,758,069,212.21	61,224,947,076.62	3.97	23.68	21.36	1.83
2005	64,897,513,456.21	63,223,486,127.02	2.58	1.79	3.26	-1.39
2006	75,127,369,863.08	73,118,091,899.35	2.67	15.76	15.65	0.09

4-5 2004

4-6 2005

		(%)
	918,733,763.50	1.38
	830,710,966.59	1.25
	821,987,284.85	1.23
	819,329,970.02	1.23
	738,523,728.79	1.11
	4,129,285,713.75	6.206.9 0.72 eBT

><4-6 2005

4-10 2004

	2007	1-6	2006	2005	2004
(%)		17.67	16.14	6.71	7.62

50%

1

1

2

1

4

1

5

2006

4.42

6000

2007

25

3

3

4

17000

300

5

2006

600

2

(1)

(2)

4-15

2004	1,653,008,791.54	1,521,190,196.43	7.97	32.09	31.46	0.44
------	------------------	------------------	------	-------	-------	------

4-20

	2007 1-6	2006	2005	2004
(%)	38.36	30	35	34

50%

(4)

4-21 2004

		(%)
--	--	-----

!

	162,577,905.40	8%
	80,260,888.60	4%
	53,072,045.12	3%
ORIENTAL RINSING(H.K) LIMITED	32,386,023.43	2%
	1,930,806,321.08	26%

4-24 2007

		(%)
	112,632,478.48	8.78%
	107,374,543.33	8.37%
	53,631,733.64	4.18%
	32,659,330.49	2.55%
	25,883,083.78	2.02%
	332,181,169.72	25.89%

4-25

	2007	1-6	2006	2005	2004
(%)		25.89	26	31	28

50%

(2)

(3)

(4)

2006

13.23

29.90

2

(1)

“ ”

(2)

“

”

3

(1)

			2006		1,201.6
789.5	594	420.5	235		

12

13

47

2006

(2)

(3)

(4)

(5)

()

4-26 2007 6 30

	53,399.78	21,896.96	1,162.07	30,340.76
	34,789.27	9,624.75	769.78	24,394.74
	9,597.71	4,556.52	-	5,041.19
	23,808.07	9,460.67	-	14,347.40
	7,226.82	3,869.90	-	3,356.93
	128,821.65	49,408.78	1,931.85	77,481.01

4-27 2007 6 30

	2003-2007	21,224.00	5,266.43	-	15,957.56	75%	
	2003-2007	11,797.34	3,852.67	769.78	7,174.89	61%	
	2002-2007	293.21	107.66	-	185.55	63%	
	2002-2007	2,485.92	982.72	-	1,503.20	60%	
	2002-2007	1,355.48	780.23	-	575.26	42%	
	2002-2007	681.99	119.95	-	562.05	82%	
	2002-2007	3,489.09	2,029.33	-	1,459.76	42%	
	2002-2007	99.64	20.40	-	79.24	80%	
	2002-2007	699.24	300.38	-	398.86	57%	
	2002-2007	493.12	215.84	-	277.28	56%	
	2002-2007	147.18	82.60	-	64.58	44%	
	2002-2007	1,472.86	782.98	-	689.89	47%	
	2002-2007	167.84	118.72	-	49.12	29%	
	2002-2007	233.08	54.95	-	178.13	76%	
	2002-2007	1.65	1.51	-	0.14	9%	
	2002-2007						

--	--	--	--	--	--	--	--

2

2003 1 15

8

5

2003 1 15

2008

1 15

8

1	4	1810359	MINMETALS LOITIC	2003-01-15 2008-01-15
2	9	1772730	MINMETALS	2003-01-15 2008-01-15
3	14	1923318	MINMETALS; LOITIC	2003-01-15 2008-01-15
4	35	744637	MINMETALS	2003-01-15 2008-01-15
5	36	739425	MINMETALS	2003-01-15 2008-01-15
6	37	749820	MINMETALS	2003-01-15 2008-01-15
7	39	747273	MINMETALS	2003-01-15 2008-01-15
8	42	748579	MINMETALS	2003-01-15 2008-01-15

3



()

191 194

1

2

10%

50%

3

4

5

6

7

8

10 3 () 248,091,895.50
918,927,934.52
3 2006 826,972,985
10 3 () 248,091,895.50
1,144,385,275.50

()

1

54

1978 1993

1993 1994

1994 2000

1997

2000

2000 2002

2002 2004

2004

2 2004 12

2004 12 29

2005 3

51

44

()

78

1952

1978

,

, 1982
1985 5 1993 6

() ,
2002 3

45 1997
1999 12

44

48

43

33

2

48

2005 8

48

2003 -2006

2006 2

50

43

1987

40

		2007 6 30 fl Ț	2006
--	--	-------------------	------



()

1



()

“

”

1

2

3

4

5

()

2007 6 30

()

①

		()	(%)	(%)
		60,938,657.78	0.16	0.17
		5,198,260.01	0.01	0.01
		39,227,555.26	0.10	0.11
		992,811.58	-	-
		90,907,778.00	0.24	0.25
		718,733,733.06	1.92	2
		95,952,058.43	0.26	0.27
		39,182,219.49	0.10	0.11
		688,932.49	-	-
		1,101,661,691.25	2.95	3.06

5-2 2006

		()	()	(%)
		90,827,084.49	0.12	0.18
		33,886,994.40	0.05	0.07
		2,989,537,557.58	4.04	6.08
		46,240,744.53	0.06	0.09
		334,867,937.80	0.45	0.68
		134,956,991.00	0.18	0.27
		373,570,214.20	0.50	0.76
		41,128,209.68	0.06	0.08
		110,813,633.33	0.15	0.23
		5,892,278.15	0.01	0.01
		1,040,824.56	0.00	-
		30,598,290.73	0.04	0.06
		4,193,360,760.45	5.67	8.51
		1,322,710,941.77	1.73	1.78
		616,467,141.02	0.81	0.83
		49,993,721.72	0.07	0.07
		127,319,916.95	0.17	0.17
		91,052,364.28	0.12	0.12
		222,110,462.10	0.29	0.30
		43,525,889.30	0.06	0.06
		123,507,892.91	0.16	0.17
		12,510,753.95	0.02	0.02
		22,315,437.98	0.03	0.03
()		21,612,772.55	0.03	0.03
		62,721,327.28	0.08	0.08

		()	()	(%)
		2,715,848,621.81	3.55	3.66

5-3 2005

		()	()	(%)
		118,564,346.61	0.18	0.22
		202,916,811.54	0.31	0.38
		800,437,096.13	1.24	1.51
		245,685,485.25	0.38	0.47
		223,604,937.99	0.35	0.42
		6,944,019.01	0.01	0.01
		1,598,152,696.53	2.48	3.01
		737,831,464.36	1.11	1.14
		67,820,528.53	0.10	0.11
		129,208,489.87	0.19	0.20
		184,504,726.49	0.28	0.28
		54,012,224.46	0.08	0.08
		6,435,028.36	0.01	-
		724,517,991.14	1.09	1.12
		427,649,057.59	0.64	0.66
		175,432.83	-	-
		29,083,571.42	0.04	0.05
		830,337,545.15	1.25	1.28
		918,733,763.50	1.38	1.42
		43,297,727.76	0.07	0.07
		4,153,607,551.46	6.24	6.41

5-4 2004

		()

		()	()
--	--	-----	-----

		()	(%)	(%)
		5,516,034.96	0.01	0.26
		44,995,230.65	0.06	2.10
		6,257,993.52	0.01	0.29
		2,835,287.23	0.00	0.13
		4,308,734.58	0.01	0.20
		4,215,450.71	0.01	0.20
		135,876,011.31	0.18	6.34

5-7 2005

		()	(%)	(%)
		5,177,445.27	0.01	0.31
		692,264.43	-	0.04
		152,289,359.42	0.23	8.97
		373,421.44	-	0.02
		203,621.35	-	0.01
		281,556.60	-	0.02
		2,312,101.52	-	0.14
		161,329,770.03	0.24	9.51

5-8 2004

		()	(%)	(%)
		6,396,292.80	0.01	0.39
		19,561,942.27	0.03	1.18
		939,430.44	0.00	0.06
		198,012,560.87	0.31	11.98
		7,999,676.37	0.01	0.48
		9,359,462.05	0.01	0.57
		3,642,022.17	0.01	0.22
		245,911,386.97	0.38	14.87

3

(1)

2 2007 29

2007 6 30

9,627.052.50

3 2007

8,000 2007 6 30

8,000 18,405,618.47

4

8,000 2007

6 30 8,000 1,505,520.00

5



()

1 2004 10

100

90

6,839.3

10%

6,217.54

2 2004

2,863,541.40

30%

3 2005

51%

255

498.04

4 2006

(“ ”)

()

800

	“	”)		(“	”)
		()		
	3,375	45		2,250	30%
	937.5		12.5%		
				25%	
6	2006				10%
		74,579,300			
7	2007	6	28		
289,849.58		()		61.87
	24.01				
()				
1	2004	10			
				100	
			90		
2	2004		2,863,541.40		
		30%			
3	2005				
		51%	255		
4	2006				(
)			800	80%	200
20%					

5 2006

“ ”) (“ ”)
()

6 2006

74,579,300

10%

7 2007 6 28

2,898,495,783.03

()

61.87

24.01

()

1

(1)

A

B

300

(
5%)

C

(2) (“ ”)

A

i

ii

iii

iv

B () 3000 5

C 5

(3)

A (300

5%)

B

C

D

E

F

2

()

1 2003 18

2003

1

2 1 2003 1 1 2003 12 31
30

3

A /

B

C /

2 2003

1

2 1 2003 1 1 2003 12 31
30

3

3 2006

1

1

30

2

A

/

B

C

/

()

2004

2007

“

”

1 2005 3 30 2004
(“ (2005) 019
”)

2 2006 4 6 2005
(“ (2006) 018
”)

3 2007 4 5 () 2006
(“
(2007)GF 010010 ”)

4 2007 8 14 () 2007 1
6 (“
2007 GF 010040 ”)

5 2007 8 20 ()
(“ 2007 GF 010054 ”)


6 2007 8 14 ()
“ (2007) 010220 ”

() **2007**

2007 6 30

6-1

	2007.6.30	2006.12.31	2007.6.30	2006.12.31
	1,898,887,076.94	1,656,196,605.38	192,946,744.07	566,628,236.77
	-	-	-	-
	247,478,187.75	88,348,000.33	-	-
	1,799,214,667.90	1,286,866,595.73	-	-
	10,389,072,895.88	10,114,832,800.60	-	10,920,000.00
	-	-	-	-
	528,957.16	245,653.61	-	-
	286,487,147.65	284,499,853.62	927,397,290.86	1,183,505,184.72
	10,553,133,668.82	6,415,132,799.43	-	-



6-2



6-3

	2007 1-6		2006 1-6	
	2007	1-6	2006	1-6
	37,384,543,140.74	35,892,907,181.47	305,878.81	211,372.00
	37,384,543,140.74	35,892,907,181.47	305,878.81	211,372.00
	36,945,493,572.19	35,662,910,013.62	14,054,625.98	7,662,082.76
	35,789,301,485.82	34,829,740,810.89	429,955.00	48,273.46
	103,018,263.23	31,708,164.77	-	-
	313,304,366.91	353,909,950.39	-	-
	357,254,169.67	282,011,344.83	29,880,403.28	22,773,212.51
	23,571,531.62	145,460,921.70	-16,340,392.48	-13,938,229.28
	359,043,754.94	20,078,821.04	84,660.18	-1,221,173.93
“_”	-	-	-	-
“_”	98,006,298.00	45,821,531.01	95,018,643.08	207,067,414.01
	93,436,214.74	41,295,655.99	90,647,256.58	43,084,416.54
“_”	537,055,866.55	275,818,698.86	81,269,895.91	199,616,703.25
	2,525,242.52	27,864,495.11	-	18,061,014.93
	1,016,001.70	2,929,791.91	-	16,880.31
	-	-	-	-
“_”	538,565,107.37	300,753,402.06	81,269,895.91	217,660,837.87
	148,604,948.38	88,411,198.23	-1,213,420.01	4,485,301.03
“_”	389,960,158.99	212,342,203.83	82,483,315.92	213,175,536.84
	385,047,805.12	205,226,230.19	82,483,315.92	213,175,536.84
	4,912,353.87	7,115,973.64	-	-
	0.4656	0.2482	-	-

6-6

2006 1-6

	826,972,985.00	664,357,149.12	-	353,356,054.67	-	1,167,019,830.02	-	18,769,305.75	3,030,475,324.56
	-	-3,156,099.17	-	-8,540,796.27	-	-76,867,166.32	-	-	-88,564,061.76
	-	-	-	-	-	-	-	-	-
	826,972,985.00	661,201,049.95	-	344,815,258.40	-	1,090,152,663.70	-	18,769,305.75	2,941,911,262.80
"-"	-	23,318,877.70	-	-	-	-42,865,665.31	-	7,115,973.64	-12,430,813.97
	-			-75.05375.045					

6-7

2007 1-6

() **2004-2006**

2004 2006

6-9

6-10

	2006.12.31	2005.12.31	2004.12.31
	868,426,042.45	7,533,878,484.44	3,343,827,402.55
	10,715,025,641.76	7,103,245,412.53	6,139,078,047.21
	666,870,959.04	1,701,319,418.63	1,047,429,877.90
	5,200,672,766.24	7,818,874,059.87	4,526,285,611.07

6-11

	2006	2005	2004
	76,474,881,917.27	66,596,948,952.20	64,593,457,098.94

6-12

	2006	2005	2004
	73,848,954,505.3	68,223,385,532.1	63,072,688,734.2
	234,403,427.12	367,242,505.08	274,842,317.30
	291,452,624.49	159,439,872.65	137,079,405.14
	74,374,810,556.9	68,750,067,909.9	63,484,610,456.7
	65,537,893,937.6	71,435,494,388.6	60,714,597,420.8
	300,899,945.38	304,576,750.93	238,411,665.58
	657,619,815.52	663,120,659.92	360,349,561.39
	467,911,953.98	325,385,070.51	292,575,306.64
	66,964,325,652.5	72,728,576,869.9	61,605,933,954.4
	7,410,484,904.36	-3,978,508,960.07	1,878,676,502.25
	-	-	-
	2,356,152.08	20,530,372.56	402,429,376.94
	11,251,135.35	20,220,399.63	32,002,188.32
	28,021,762.58	6,500,677.65	3,874,325.08
	-	457,424,524.08	-
	41,629,050.01	504,675,973.92	438,305,890.34
	241,793,940.84	114,546,010.50	214,847,330.52
	32,737,379.00	134,933,008.28	320,386,232.39
	8,000,000.00	70,933,008.28	20,384,521.78
	4,082,906.01	32,220.00	-
	278,614,225.85	249,511,238.78	535,233,562.91
	-236,985,175.84	255,164,735.14	-96,927,672.57
	-	4,000,000.00	-
	12,891,403,124.2	22,914,948,230.1	20,272,279,104.0
	1,283,321.10	-	6,037,309.29
	12,892,686,445.3	22,918,948,230.1	20,278,316,413.2
	19,355,284,498.0	18,668,625,711.8	22,203,574,607.4
	526,577,920.51	470,692,108.72	294,636,342.11

6-13 ()

	2006	2005	2004
1			
	530,640,466.07	332,500,330.57	598,104,684.48
	14,529,527.52	19,262,314.20	-13,426,519.63
	-2,021,282.31	1,472,898.06	-2,057,411.60
	74,216,908.01	55,400,378.39	182,162,236.15
	71,505,087.69	73,644,141.41	56,034,792.21
	1,606,705.69	477,974.13	471,224.05
	648,636.56	729,167.07	865,994.56
()	-8,910,655.09	-1,447,914.15	-408,386.95
()	995,544.11	13,853,417.05	9,236,780.21
()	-20,928,169.88	-150,770.51	6,744,060.15
	-	54,464.16	110,309.82
	214,028,214.55	162,407,793.85	216,401,572.89
()	-142,551,088.37	-28,768,500.55	-46,675,823.04
()	-	-	-
()	8,128,055,146.2	-7,014,531,032.2	2,771,779,063.8
()	-2,067,742,348.0	-498,245,116.46	-139,492,608.45
()	612,369,646.94	3,063,160,854.2	-1,781,521,876.7
		-155,383,563.15	16,233,587.09
	7,410,484,904.3	-3,978,508,960.0	1,878,676,502.2
2			
	-	-	-
	-	-	-
	-	-	-
	-	-	-
3			
	1,656,196,605.3	1,473,575,892.7	1,417,800,226.6
	1,473,575,892.7	1,417,800,226.6	1,856,090,772.9
	-	-	-
	-	-	-
	182,620,712.65	55,775,666.13	-438,290,546.34

() 2004-2006

2004 2006

6-14

	2006.12.31	2005.12.31	2004.12.31
	566,628,236.77	119,016,647.86	64,369,960.39
	30,000,000.00	30,000,000.00	48,000,000.00
	-	-	2,037,200.00
	-	-	-
	-	-	-
	-	-	-
	1,183,505,184.72	3,910,541,540.82	2,206,109,004.64
	-	-	-
	-	-	-
	-	-	-
	10,920,000.00	-	-
	-	-	-
	-	-	-
	1,791,053,421.49	4,059,558,188.68	2,320,516,165.03
	2,024,495,461.38	1,608,768,313.73	1,761,622,512.00
	-	-	-
	2,024,495,461.38	1,608,768,313.73	1,761,622,512.00
	-	-	-
	250,533,635.85	265,008,029.68	273,831,477.30
	12,863,828.75	72,841,347.47	63,261,618.72
	2,797,284.92	62,444,685.37	59,228,407.09
	10,066,543.83	10,396,662.10	4,033,211.63
	-	-	-
	10,066,543.83	10,396,662.10	4,033,211.63
	-	-	-
	-	-	-
	-	-	-
	10,066,543.83	10,396,662.10	4,033,211.63
	-	-	-
	-	-	-
	32,102,009.76	-	-
	32,102,009.76	-	-
	-	-	-
	3,857,717,436.46	5,678,723,164.51	4,086,171,888.66

6-15

	2006.12.31	2005.12.31	2004.12.31
	-	1,430,000,000.00	1,250,000,000.00
	-	-	-
	-	-	-
	-	-	-
	16,180,373.10	15,394,610.33	15,877,190.43
	657,127.15	48,480.39	893,059.80
	-	-	-
	7,761,267.94	15,591.17	120,124.59
	323.81	-	-1,229.68
	537,615,524.72	1,251,586,242.73	50,270,667.81
	-	-	888,000.00
	-	-	-
	-	-	-
	-	-	-
	562,214,616.72	2,697,044,924.62	1,318,047,812.95
	-	-	-
	-	-	-
	-	-	-
	-	-	-
	-	-	-
	-	-	-
	-	-	-
	562,214,616.72	2,697,044,924.62	1,318,047,812.95
	-	-	-
	826,972,985.00	826,972,985.00	826,972,985.00
	-	-	-
	826,972,985.00	826,972,985.00	826,972,985.00
	666,743,607.36	664,357,149.12	626,073,226.71
	409,309,056.38	353,356,054.67	319,289,570.79
	-	135,264,679.96	135,264,679.96
	-	-	-
	1,392,477,171.00	1,136,992,051.10	995,788,293.21
	248,091,895.50	248,091,895.50	165,394,597.00
	3,295,502,819.74	2,981,678,239.89	2,768,124,075.71
	3,857,717,436.46	5,678,723,164.51	4,086,171,888.66

6-16

	2006	2005	2004

6-17

	2006	2005	2004
	-	-	-
	-	-	1,996,325.18
	2,854,519,888.33	1,283,248,265.56	253,235,983.03
	2,854,519,888.33	1,283,248,265.56	255,232,308.21
	-	-	-
	13,797,284.80	18,252,358.39	9,832,935.14
	142,402.07	24,947.00	896,406.57
	812,393,609.49	1,667,855,016.63	657,464,961.60
	826,333,296.36	1,686,132,322.02	668,194,303.31
	2,028,186,591.97	-402,884,056.46	-412,961,995.10
	600,000.00	38,480,372.56	402,426,287.90
	428,664,692.65	544,516,189.11	313,383,324.81
	18,120,730.26	53,000.00	800.00
	-	-	-
	447,385,422.91	583,049,561.67	715,810,412.71
	861,396.04	1,075,056.00	1,028,146.00
	276,303,017.00	65,307,408.28	300,391,719.61
	-	5,307,408.28	100,000.00
	-	32,220.00	-
	277,164,413.04	66,414,684.28	301,419,865.61
	170,221,009.87	516,634,877.39	414,390,547.10
	-	-	-
	6,880,000,000.00	4,440,000,000.00	3,840,000,000.00
	-	-	-
	6,880,000,000.00	4,440,000,000.00	3,840,000,000.00
	8,310,000,000.00	4,260,000,000.00	3,740,000,000.00
	320,546,530.50	238,976,408.05	85,198,886.76
	249,482.43	127,725.41	144,691.56
	8,630,796,012.93	4,499,104,133.46	3,825,343,578.32
	-1,750,796,012.93	-59,104,133.46	14,656,421.68
	-	-	-
/()	447,611,588.91	54,646,687.47	16,084,973.68

6-18

()

fl Ț 2004

2004

40% 30%
2004 12 31 10%
90%

fl Ț 2005

1

2005

“ ” 51%

90%

100%

2

100%

90%

2005

12 31

100%

fl Ț 2006

1

2

2006

fl Ț 2007 1-6

1

100%

2

80%

3

2,480

3,472

40%

56%

()

2004 1 1

85.88%

6-19

	2006 12 31		2006 12 31
	2,776,671,631.14		2,158,426,042.45
			12,360,625,641.76
	93,548,000.33		1,499,215,098.81
	245,653.61		5,348,964,340.77
			175,193,280.35
	1,158,829,474.86		33,135,918.83
	202,982,545.08		
	10,299,676,252.05		172,117,484.47
	90,186,512.68		33,037,460.31
	7,060,797,654.89		1,446,293,851.30
	13,354,847.86		19,876,057.51
	21,696,292,572.50		
			23,246,885,176.56
	665,539,802.43		
			217,424,410.60
	665,539,802.43		
	4,896,473,478.31		217,424,410.60
	990,383,208.01		
	3,906,090,270.30		
	19,318,538.18		
	3,886,771,732.12		23,464,309,587.16
	691,127.00		
	680,399,079.06		236,605,268.02
	4,567,861,938.18		
			826,972,985.00
	42,840,282.85		
	8,905,167.96		826,972,985.00
	32,102,009.76		666,743,607.36
	83,847,460.57		409,309,056.38
			1,409,601,269.76
			3,312,626,918.50
	27,013,541,773.68		27,013,541,773.68

()

	2007	1-6	2006	2005	2004
% ()		11.08	16.10	11.21	21.63
% ()		11.12	16.96	11.67	24.11
() ()		0.466	0.642	0.402	0.72
() ()		0.466	0.642	0.402	0.72

()

6-21

2007 1 1 -2008 12 31

	2006	2007 1 1 -12 31				2008 1 1 - 12 31
		1 -6	7 -11	12		
	76,494,268,448.59	37,384,543,140.74	37,312,514,967.71	3,808,614,755.32	78,505,672,863.77	35,448,677,198.95
	74,002,282,290.81	35,789,301,485.82	35,796,726,338.12	3,608,526,837.63	75,194,554,661.57	30,697,669,932.43
	70,544,330.21	103,018,263.23	203,995,053.15	31,279,137.19	338,292,453.57	471,348,379.49
	809,567,663.50	313,304,366.91	244,671,835.08	50,059,666.03	608,035,868.02	800,433,994.23
	658,159,935.46	357,254,169.67	246,546,862.25	99,254,426.88	703,055,458.80	942,928,899.85
	212,804,587.67	23,571,531.62	130,501,719.58	-90,734,794.25	63,338,456.95	221,484,445.69
	74,216,908.01	359,043,754.94	-20,067,938.49	61,551,183.55	400,527,000.00	84,300,000.00
	148,956,737.11	98,006,298.00	68,968,593.39	8,727,107.59	175,701,998.98	22,250,000.00
	815,649,470.04	537,055,866.55	779,109,691.41	57,405,405.88	1,373,570,963.84	2,252,761,547.26
	34,779,904.96	2,525,242.52	1,362,612.06		3,887,854.58	
	6,368,805.43	1,016,001.70	6,567,922.81		7,583,924.51	
	844,060,569.57	538,565,107.37	773,904,380.66	57,405,405.88	1,369,874,893.91	2,252,761,547.26
	261,185,754.14	148,604,948.38	112,568,881.15	144,561,965.13	405,735,794.66	550,669,878.25
	582,874,815.43	389,960,158.99	661,335,499.51	-87,156,559.25	964,139,099.25	1,702,091,669.01
-- 08 1 31						61,360,000.00
.1	568,345,287.91	385,047,805.12	657,595,631.92	-87,156,559.25	955,486,877.79	1,557,780,318.14
-- 08 1 31						52,695,968.00
.2	14,529,527.52	4,912,353.87	3,739,867.59		8,652,221.46	144,311,350.87

6-22

2007 1 1 -2008 12 31

			2007	1	1	-12	31	
2006		1	-6	7	-11			

	2007		2008	
	/	/	/	/
	1,620,000	1,693,600	1,700,000	1,778,280
	2,835,000	2,885,600	2,800,000	2,819,880
	3,100,000	3,214,600	3,350,000	3,375,330
	820,000	827,150	860,000	868,508
	1,100,000	1,169,700	1,220,000	1,228,185
	790,000	786,000	700,000	665,000
	1,070,000	230,000	941,550	230,000
	480,000	138,000	505,200	138,000
	600,000	530,000	621,800	530,000
	2,050,000	2,050,000	2,500,000	2,500,000
	9,500,000	9,500,000	9,520,000	9,520,000
	5,600,000	5,600,000	5,020,000	5,020,000
	900,000	900,000	900,000	900,000
	1,500,000	1,500,000	1,700,000	1,700,000
	1,400,000	1,400,000	1,500,000	1,500,000
	400,000	400,000	400,000	400,000
6517	22,000	23,000	33,000	35,000
7016	22,000	16,500	16,500	16,500
7216	22,000	16,500	16,500	16,500
60	44,000	44,000	36,800	36,800
68/18	67,430	60,604	110,968	100,780
C1000	13,804	9,459	21,692	15,301
12#			89,320	87,459
	43,000,000	43,000,000	51,000,000	51,000,000
	3,300,000	3,300,000	3,600,000	3,600,000
5				
1				
2007	7,850,567	2006	7,649,427	
210,140	2.63%	2008	8,544,868	2007
694,301	8.84%			
2007	2008			

	2006				; 2008
		2008			
3					
2007	4.22%	2006	3.26%	0.96	2008
	5.56%	2007	1.34	2007	
			2006		
	2008			2008	
		2008		80	
17.09%					
(4)					
2007		33,829	2006	7,054	
26,775	379.57%	2008		47,135	2007
	13,306	39.33%			
	2006				
			5%	15%	
		10%	15%		
(5)					
2007		60,804	2006	80,957	20,153
	24.89%	2008	80,043	2007	
19,239	31.64%				
			2007	2008	

2007	2006			
			2008	
2007		2008		
2008	1.21			
(6)				
2007	70,306	2006	65,816	4,490
6.82% 2008		94,293	2007	23,987
34.12%				
2006		2007	2008	
		2007	2008	
2008			2008	
2008		16,641		
(7)				
2007	6,334	2006	21,280	14,946
70.23% 2008		22,148	2007	
15,814	249.67%			
				2007
				2008
		2008		
			2008	

2008
 (8)
 2007 40,053 2006 7,422
 32,631 439.65% 2008 8,430 2007
 31,623 78.95%
 2007 2008
 2007

2008
 (9)
 2007 17,570 2006 14,896 2,674
 17.95% 2008 2,225 2007 15,345
 , 87.34%
 2006 2007
 2008

2008
 (10)
 2007 40,574 2008 55,067
 2007 33% 2008 25%

6
 %

&



1

“

2006

3

”



()

2004 2007 6 30

	2007.6.30		2006.12.31		2005.12.31		2004.12.31

2005 12 31 156,798 2004 15,018
 39.79
 41.9 38.7
 2.55 2006 12 31 165,620
 2005 2007 6 30 189,889
 2006 24,269
 10%

(2)

(3)

	2007.6.30	2006.12.31	2005.12.31	2004.12.31
	21,723	8,835	23,816	26,866
	3,025	-	-	902

2004 2006

2005 12 31 144,040
 5% 2004 14,565

2006 12 31 128,687 (()
 6%) 2005 9,414

2007 6 30 179,921 (()
 6.5%) 2006 51,234

2004 2006

1	5%
1-2	30%
2-3	50%
3	100%

2007 1 1

1 500
 1 -2
 800 2
 2,000




2007 6 30 28,649 2006
9,218

(3)

	2007.6.30	2006.12.31	2005.12.31	2004.12.31
	(%)			

	2005	12	31		1,446,702	
53%	2004		736,505		104%	
						05
			130.53		73%	20%
90%						
	2006	12	31		641,514	
30%	2005		805,188		56%	
						06
	2007	6	30		1,055,312	38%
06			413,798			

7-1 2004



	1,202	64	-75.80%	71	131.01%	1,067	30.60%
	594	-	-	47	-13.10%	547	104.60%
	790	489	7.40%	-	-	300	101.30%
	235	-	-	151	28.50%	83	22.20%
	420	11	3.90%	353	-10.50%	57	-5.60%

2004 2006

2007 1 1

4

2007 6 30

17,842.76

5

2004 2007 6 30

	2007.6.30	2006.12.31	2005.12.31	2004.12.31
	-	800	-	34
	1,811	1,811	1,811	8,852
	113,131	57,575	44,116	40,403
	16,739	20,829	12,214	5,996
	0	25,397	26,971	27,936
	8,347	8,633	1,032	4,990
	123,334	97,779	84,081	78,231

2005	12	31			84,081	
3.09%	2004		5,850		7.48%	(1)
						6,200
			4,000			(2)
			3,700	(3)	()	
			6,000	(4)		960
2006	12	31			97,779	
4.54%	05		13,698		16.29%	(1)
2250					(2)	
			13,800	(3)	1,500	
2007	6	30			123,334	
4.46%	06		48,009		(1)	
49,198						(3)
			9,705	4		
2007					876	
6						
2007	6	30			1,147.03	

7
2004

	29,581.24	23,146.24	13,221.92	12,878.30	9,132.23	87,959.93
	19,021.52	7,035.93	9,310.00	5,674.96	913.77	41,956.18
	329.62	793.29	12.52	138.35	-	1,273.79
	10,230.11	15,317.02	3,899.39	7,064.98	8,218.46	44,729.96

2005

	34,265.49	23,496.30	14,718.17	14,181.16	7,938.08	94,599.20
	20,716.16	7,171.53	9,717.74	7,010.67	2,110.42	46,726.53
	1,162.07	793.29	12.52	138.35	-	2,106.24
	12,387.26	15,531.47	4,987.90	7,032.15	5,827.65	45,766.43

2006

	34,535.84	24,254.53	9,365.57	15,128.61	7,190.21	90,474.78
	21,551.09	8,615.65	4,189.13	8,248.08	3,260.42	45,864.37
	1,162.07	769.78	-	-	-	1,931.85
	11,822.69	14,869.10	5,176.45	6,880.53	3,929.78	42,678.55

2007 6 30

--	--	--	--	--	--	--

	2007.6.30	2006.12.31	2005.12.31	
--	-----------	------------	------------	--

			(%)
	144,651.71	15,965.05	11.04%
	31,708.65	12,277.31	38.72%
	644,061.17	2,547.89	0.40%
	106,412.58	8,633.45	8.11%
	90,474.78	1,931.85	2.14%
	307.53	-	0.00%

2004 2005 2006

8,280

10

2007 6 30

28,628.06

()

2004 2007 6 30

	2007.6.30		2006.12.31		2005.12.31		2004.12.31	
	278,322	11.54%	86,843	4.77%	753,388	31.09%	334,383	21.74%
	1,243,192	51.53%	1,071,503	58.90%	710,325	29.31%	613,908	39.91%
	234,805	9.73%	66,687	3.67%	170,132	7.02%	104,743	6.81%
	555,019	23.01%	520,067	28.59%	781,887	32.26%	452,629	29.43%
	-	-	16,279.97	0.9%	12,409.62	0.51%	15,943.99	1.04%

	2007.6.30	2006.12.31	2005.12.31	2004.12.31

&						
	2005	12	31		710,324.54	
29.31%	2005					2004
	2006	12	31		1,071,502.56	
58.90%	2005			361,178	2006	
	2007	6	30		1,243,192	52%
						1 6
,						
	2005	12	31		170,131.94	7.02%
2004				65,388.95	2005	
	2006	12	31		66,687	3.67%
2005				103,445		
						2006
	2007	6	30		234,805	9.73%
2006				166,152	:	

(

2005	12	31	781,887	32.26%
2004		329,258		
2006	12	31	520,067	28.59%
2005		261,820		

080401

2006	12	31	31,885	2005	
10,662	2006		1		
			2		
2007	6	30	26,303	2006	
4,403					
2005	12	31	18,292	2004	5,011
2006	12	31	18,294	2005	2
2005					
2007	6	30	18,291	2006	
2007	6	30	4,797.09		

()

7-7 2004 2007

	2007.6.30	2006.12.31	2005.12.31	2004.12.31
	1.05	1.1	1.08	1.11
	0.61	0.75	0.47	0.64
%	87.19	84.53	89.03	84.78
	2007	2006	2005	2004
	23.85	3.39	2.99	4.54

1 ()/

2

2005

2006

84.53%

4.5

2005

2007 6 30

1.05 0.61

1

23.85

3.1

4.5

()



2006 764.75 2005 14.83%

2006

2005 12.20% 2006

2006

2005

2007 1-6 373.84 14.91

4.16%

2

	2007	1-6	2006		2005		2004	
	379,532	10.15%	863,931	11.30%	763,681	11.47%	395,077	6.12%
	643,055	17.20%	2,134,458	27.91%	2,368,726	35.57%	3,029,938	46.91%
	2,626,924	70.27%	4,514,348	59.03%	3,357,344	50.41%	2,950,792	45.68%
	138,969	3.72%	214,610	2.81%	170,509	2.56%	165,301	2.56%
	18,708	0.50%	107,667	2.45%	204,802	3.08%	88,178	1.37%
	-68,734	-1.84%	-187,526		-205,368	-3.08%	-169,94	-2.63%
	3,738,424	100%	7,647,488	100.00%	6,659,695	100.00%	6,459,346	100.00%

97% 2004 2006

2004 46.91% 2006 27.91%

2004 45.68% 2006 59.03%

2005

2004

2007

48.99%

()

2004 2007 6 30

	2007	1-6	2006	2005	2004
		7.65%	7.37%	11.44%	20.53%
		5.48%	1.25%	1.67%	3.01%
		2.98%	2.45%	1.20%	2.75%
		7.69%	10.03%	10.30%	7.97%



2004 20.53% 2005 2006
 2004
 2004 400 / 2005
 2005
 150 / 2005
 0 5%
 2005 7

2004 2006 2% 2005 1.2%
 2004 2005

2005

2005

2007 4.27%

()

2004 2007 6 30

	2007 1-6	2006	2005	2004
()	3,738,423.73	7,647,488.19	6,659,694.90	6,459,345.71
()	149,234.75	240,761.79	197,929.91	251,046.45

()

	2007	2006	2005	2004
()	35,725.42	64,957.68	56,498.27	69,894.91
()	2,357.15	21,280.46	15,344.62	27,359.05
	35,904.38	-	-	-
()	38,996.02	53,064.05	33,250.03	59,810.47
()	0.4656	0.6417	0.4021	0.7232
(%)	11.08	16.1020	11.2095	21.6331
(%)	11.4959%	16.2305	10.1879	23.9291

2004 15,565 8% 2005
 15,345 2004 44%
 15,351 14%
 2004
 2006 167,195 2005
 16% 2005 39%
 2006 80,957 2005 12%
 50%
 2006 64,958 15%
 26,680 41% 2005
 7% 37%
 V5 2006 21,280
 2005 39%
 007 69,413
 7,524 6,600
 ERP 1,092
 12,189
 3
 2007 35,904.38
 4

	2007 1-6	2006	2005	2004
	-	-	-	601.77
	-	-	-	-60.27
	-	-	-	-
/()	-	-	-	-
	-	-	-	541.50
	-	-	-	-
	457.01	898.65	1,176.20	900.87
	9,343.62	14,134.63	4,872.51	4,061.29
/	-	-842.45	-937.02	-836.08
	-	-	-	-
	-	64.28	-2,234.84	-
	-	-8,280.00	4,025.38	-286.58
	-	5,975.11	6,902.23	3,839.50
	9,800.63	5,975.11	6,902.23	4,381.00

2004 601.77

-60.27 03 03 2005

2004 2006

2007

2004 2007

2006 2006

2004 2006 /

2005

2,217.12

4,025.38

2006 8,280 , ,

8,280

,

4,280

5

	2007.6.30	2006.12.31	2005.12.31	2004.12.31

+

2004 2005 2006 5.98 3.33 5.31 2005

1 2004 2005

2005

40%

2 2005

0% 5%

2005 7

2%

2005

3

2005

()

2004 -2006

7-9 2004

1		1,057,885	16.38%	13,146	5.15%
2		646,175	10.00%	13,557	5.31%
3		734,530	11.37%	12,704	4.98%
4		728,808	11.28%	10,983	4.30%
5		395,348	6.12%	6,923	2.71%
6		303,926	4.71%	12,257	4.80%
7		375,980	5.82%	2,327	0.91%
8		279,553	4.33%	4,276	1.68%

10		169,621	2.63%	9,698	3.80%
		4,893,417	75.76%	131,947	51.72%

7-10 2005

1		959,111	14.40%	15,169	7.43%
2		953,367	14.32%	6,542	3.20%
3		496,517	7.46%	5,576	2.73%
4		462,196	6.94%	-16,000	-7.83%
5		379,472	5.70%	-18,000	-8.81%
6		376,371	5.65%	3,991	1.95%
7		284,239	4.27%	28,303	13.86%
8		438,873	6.59%	14,496	7.10%
9		271,341	4.07%	10,114	4.95%
10		243,762	3.66%	58,019	28.41%
		4,865,249	73.06%	108,210	52.99%

7-11 2006

1		1,239,910	16.21%	13,823	5.58%
2		605,834	7.92%	2,446	0.99%
3		671,134	8.78%	6,960	2.81%
4		564,614	7.38%	8,567	3.46%
5		591,891	7.74%	8,888	3.59%
6		505,972	6.62%	5,608	2.26%
7		389,151	5.09%	9,150	3.69%
8		219,557	2.87%	10,549	4.26%
9		463,543	6.06%	4,749	1.92%
10		250,734	3.28%	7,374	2.98%
		5,502,340	71.95%	78,114	31.52%

2004 2005 2006

70% 2004 2005
50% 2006 31.52% 2006

7-12 2007

()

3 2006

2005

5

51%

q

-

7

50 10 450

90

8

50 10 450

90

9

10 746

10 ()

“ ” “ ”

“ ” ()

6200 , 2,480 40%

35% 16% 9%

4 2007 1 6 30

1 ()

2480 3472

40 56%, 558

9

2

50 100%

50
4
1000 800 “ ” 80 200
20
5)
195,778.21 289,849.58
61.87 24.01

() 2007

2006 1083
4300
47.22 45.72 1.97
1.5 25 22.22
2007 10.56
2009 150
/
+

() 2004 2006

- 1 2004
- (1) 2004
- (2)

2004

1	1%	5%
1—2	10%	30%
2—3	15%	50%
3	-	100%
3—5	30%	-
5	100%	-

2004 10 30

<

>

2004

67,093,437.86

2 2005 2006

2005 2006

()

2007 1 1

1 2 —

2 3 —

3 18 —

4 22 —

5 22 —

fl Ț

“ + ”

fl Ț

2007-2010

()

2007 2010

[9]

6 2007 1

“ ”

“ “ 6,319

3,000

” “

” “ 2007 1

” “

6319.053

2007 7

()

5

1

8,280



()

1

	49.88%	11.99%		61.87%
	45.62			
227,535.77		54,702.07		282,237.85
				85.88%

2

()

282,237.85

1

(1)



7.75%

1,000

7.75%

500

3.88%

12900

16100

B 2002 15,800

2002 9 8

15,800

2002 12 9

2002 176

2002 10 29

15,800

		%		%		%		%	

2003 3 22

16100

15800

2003 9 15

4.42 1.58 6

2003 9 16

17920

2003 10 10

60000

2003 12 31

12 =

2007 22
969,915,660.48

2007 3 27
969,915,660.48



100	2003	6			1	180	2	450 m ³
		1	100	LF	1	VOD		
		200						

2800 2450

2006

158

2005

100%

2006

136.79

136.81

100.01%

(6)

2006 12 31

2007 6 30

2006 1-6

2007 1-6

2007

NZ 010613

	2007 6 30	2006 12 31
	2,627,477,013.98	2,110,639,813.33
	7,440,898,415.22	6,071,292,590.05
	3,922,207,112.12	4,589,359,206.36
	3,957,659,512.12	4,623,840,146.36

600001		2.19%	12.21%
600005		6.03%	21.29%
600010		2.53%	8.12%
600019		4.32%	16.74%
600102		3.86%	10.52%
600126		2.09%	6.00%
600231		3.15%	12.28%
600282		6.24%	10.16%
600307		1.74%	9.20%
600569		2.94%	11.24%

(5)

1

(1)

			2004			2005					
			2003	12	31	2004	12	31	2005	12	31
2006	12	31		135.38		91.84		147.84		114.57	
		122.41									2003
		50%		55.44%							

(2)

			2001			
			2006	764.75	31.34%	2001
195.65		2006				

(3)

2002

2002 2



[1998]91
A 34,088,710 1998 8 17
220,277,951.95
1998 9 8 (98)

103

()

9-1

	1998			
	1998	1999		
	500	2,500	3,000	-1,444
“ ”	4,500	-	4,500	418
	7,250	-	7,250	68,773

	21,750	23,030	1,280	-
--	--------	--------	-------	---

1 1999 9

1999

8,280

7,000

1,280

2

:

	3,750	-1,444	-5,194	2
“ ”	4,500	418	-4,082	3
	6,800	68,773	61,973	4
	-	-5,854	-	5

2

3,000

2000 1

2,408

2002

592

2007

6 30

3

4,500

“

”

350

4

4,150

“

”

“

”

2007 6 30

4

1998

7,250

1997

32,000

15

37,000

3,000

7,250

800

11.03

1999 2007

6,800

1998

1998

1999

1999

2007 6 30

8,280

2,426

5,854

3

% 1998

A 1998

	7,000		7,000	0
	3,000		3,000	500
“ ”	4,500	“ ”	4,500	4,500
	7,250		7,250	7,250

B

99

98

97

1998 8 31

1998

4

4500

350

1998

7

13

98 9

350

C

& 1999

3



2007 8 5 []
2007 010208]
1998



()

()





()





(<http://www.sse.com.cn>)

(<http://www.minlist.com.cn>)